



HOW TO ADD OUT MOBILE APP TO YOUR IPHONE



Step 1

Open Safari Browser and type in the url of your **Company Helpsite**. For example, **www.BenefitHelpBenefits.com**



Step 2

Click on the **Action Icon** at the bottom of the page. *(it looks like an arrow trying to get out of a box)*



Step 3

Click on the Option **"Add to Homescreen"**



Step 4

Your Helpsite website will show up in the Default Name. Simply click on **"Add"** in the top right corner to create the icon for your **home screen**.

Contact

BenefitHelp™

888.663.1285

info@benefithelp.com

3169 Professional Plaza

Germantown, TN 38138

www.BenefitHelp.com

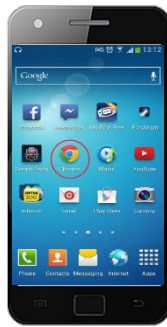


HOW TO ADD OUR MOBILE APP TO YOUR ANDROID



Step 1

Launch Chrome for Android and type in the url of your **Company Helpsite**. For example, **www.BenefitHelpBenefits.com**



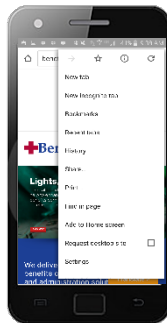
Step 2

Click on the **Action Icon** at the bottom of the page. *(it looks like an arrow trying to get out of a box)*




Step 3

Click on the Option **“Add to Homescreen”**



Step 4

Your Helpsite website will show up in the Default Name. Simply click on **“Add”** in the top right corner to create the icon for your **home screen**.



Contact

BenefitHelp™
888.663.1285
info@benefithelp.com
3169 Professional Plaza
Germantown, TN 38138
www.BenefitHelp.com